



NAPCO



creating innovative technology to secure your future

35 years of security ingenuity inside everything we make

Gemini™ Keypads	1
Gemini Hybrid Control Panels & Accessories	2, 3
Gemini Wireless	4
NAPCO Express™ systems	5
StarLink™ Radio Backup	5
NAPCO NetLink™ Intranet/Internet Alarm Reporting	6
Securi-Smart™ Structured Wiring Systems	7
GeminiAccess™	8, 9
Continental CardAccess®	9
Platinum Power™ Supplies & Accessories	10
Platinum Power Supplies, timers & transformers	11
Firewolf™ Smoke Detectors & pull stations	11
Magnum Alert® Hardwire controls & keypads	12
Universal wireless keyfobs	13
Adaptive® dual technology sensors	14
PIRs and Pet PIRs	15
Internet Video Products	16, 17
Alarm Lock Trilogy® Cylindrical Pushbutton Locks	18, 19
Trilogy Mortise Access Locks & Panic Exit Trim	20
Trilogy Privacy & Residency Locks	21
Trilogy Digital Access Keypad & Prox/Keypad	22
Alarm Lock Panic Exit Alarms, Mags and Door Alarms ...	23
Gemini System Configuration Builder	24, 25
Gemini/Magnum Alert Panel Comparison by feature	26, 27
Pro-Bit™ professional drill bits	28
NAPCO Manufacturing Facilities	29

The **NAPCO Security Group** is a leading diversified manufacturer of security products, encompassing burglar and fire alarms, access control systems, video and electronic digital and proximity locks, as well as panic exit hardware. Sold and installed by tens-of-thousands of security professionals, from security dealers to locksmiths to systems integrators, millions of homes, businesses, institutions and people around the globe are protected by products from the NAPCO Group of Companies.

Since **1969**, NAPCO has enjoyed a heritage in the professional security community for advanced technology and high quality, building many of the industry's best-known brand names, such as NAPCO Security Systems, Alarm Lock and Continental Instruments. And, because of NAPCO Security Group's combined strengths in myriad security technologies, including alarms, sensors, locks & access control, its powerful product offerings are among the most innovative on the market – affording security pros uncommon reliability, labor-savings and customer-ease.

A **proven track record**. With our product development team anticipates trends and translates new technologies into the breakthrough products that often help shape and create new markets. Some examples of the technological expertise we draw from are: home/business systems integration and automation, internet, LAN/WAN & RS232 communications, motion studies, biometrics, voice synthesis, video, RF wireless, infrared and more.

Made by security professionals, for security professionals. NAPCO Security Systems' products are available through a network of over 100 Independent Security Distributors nationwide.

Gemini, Napco Express, StarLink, NAPCO NetLink, Securi-Smart, GeminiAccess, CardAccess, Platinum Power, Firewolf, Magnum Alert, Adaptive, Trilogy, Pro-Bit are trademarks and registered trademarks of NAPCO Security Systems, Inc. and its divisions. HID, Windows, PocketPC, Microsoft, Crestron, HAL are trademarks of their respective companies.



NAPCO products are featured at:

- A1 ALARM SUPPLY
- AAA DISTRIBUTORS
- AFY SECURITY
- ALARM CENTER
- ALARM DEVICES SUPPLY OF RI
- ALARM EXPRESS
- ALARM PARTS & SUPPLY
- ALARM PRODUCTS DISTRIBUTORS
- ALARM WAREHOUSE
- ALARMAX DISTRIBUTORS
- ALARM SYSTEMS NORTHWEST
- ALARM PRODUCTS DISTRIBUTORS (APD) WORLDWIDE
- ARLENCO DISTRIBUTION
- BURTEK SYSTEMS
- CERTIFIED ALARM
- CHRISTY INDUSTRIES
- CUSTOM ELECTRONIC SUPPLY
- EASTERN DISTRIBUTING
- ELCOR INTERNATIONAL
- ELECTRONIC ALARM DISTRIBUTORS
- GROUP ONE NORTHWEST
- INALERT SECURITY DISTRIBUTION
- INTERMOUNTAIN LOCK & SUPPLY
- MACO SECURITY PRODUCTS
- MARTIN'S SECURITY DEPOT
- PAM DISTRIBUTING
- RICHARDSON ELECTRONICS
- SECURITY DATA & CABLE
- SECURITY ENGINEERING
- SECURITY GENERAL INTERNATIONAL (TSS)
- THE SECURITY SOURCE
- SPW
- SECURITY PRODUCTS
- SES
- SILMAR ELECTRONICS
- SPRINT NORTH SUPPLY
- SYSTEMS DEPOT
- SYSTEMS DISTRIBUTORS
- WM B ALLEN SUPPLY

Protect your customers and your business with Gemini

K-Series Gemini Keypads

With Stay and Away Keys!

Intuitive Stay and Away Keys
Large "Soft Touch" backlit keys with tone
Backlit displays for easy reading
Wireless Transmitter Signal Strength Indication
EZ-Programming Mode (Q&A Format with Custom Alpha models)
Décor friendly Soft White design
Fire, Police and Auxiliary programmable panic keys
Fingertip reference chart

GEM	P816	P1632	P3200	P9600	X255	P801
K1CA	•	•	•	•	•	
K2AS	•	•	•	•	•	
K3DGTL	•	•	•	•	•	
K4RF	•	•	•	•	•	
K4	•	•	•	•	•	
RP1CAe2	•	•	•	•	•	
RP2ASe2	•	•	•	•	•	
RP3DGTL	•	•	•	•	•	
RP8LCD						•
RP8/K800						•

NAPCO introduces the **easiest** programming in the industry

EZ Programming 2

No address locations to know.
No hex to calculate.
No rocket science.

Enter data directly like you're dialing a phone.

Live demo @ www.napcoinsider.com/f_ezprogramdemo.htm

RP-Series Gemini Classic Keypads

The Industry's Perennial Favorite Design

All Feature:

- Backlit displays for easy reading
- Large "Soft Touch" backlit keys with tone, including traditional Interior and Instant Keys
- Wireless Transmitter Signal Strength Indication
- EZ-Programming Mode (Q&A Format with Custom Alpha models)
- Décor friendly Soft White design
- Fire, Police and Auxiliary programmable panic keys
- Fingertip reference chart

GEM-K1CA Custom Alphanumeric Keypad Added Features:

- New Stay & Away ease-of-use buttons, for easy one button arm and easy "instant" (hold-down)
- Deluxe 32-character backlit, menu-driven, dual-line display
- Custom alphanumeric zone directory
- Built-in 4 Zone Expansion Module
- Display of Wireless Transmitter Signal Strength 1-10
- EZ Keypad Programming2 with actual Q&As to step through configuration

GEM-K2AS Alpha/Symbol Keypad Added Features:

- New Stay & Away ease-of-use buttons, for easy one button arm and easy "instant" (hold-down)
- Unique backlit, combination alphanumeric and symbol display

GEM-K3DGTL Digital Display Keypad Added Features:

- New Stay & Away ease-of-use buttons, for easy one button arm and easy "instant" (hold-down)
- Vivid dual 7-segment digital display keypad

GEM-K4RF Integrated English Language Keypad with Built-in 32 Pt. RF Receiver Added Features:

- Large backlit, fixed English Display
- Built-in 32 Point Gemini Wireless Receiver for labor-saving convenience
- Proven crystal-control wireless performance
- Supports all Gemini transmitters
- New Stay & Away ease-of-use buttons, for easy one button arm
- Matching Keypad without receiver GEM-K4



GEM-K1CA



GEM-K2AS



GEM-K3DGTL



GEM-K4RF

GEM-RP1CAe2 Custom Alphanumeric Keypad Added Features:

- Deluxe 32-character backlit, menu-driven, dual-line display
- Custom alphanumeric zone directory
- Built-in 4 Zone Expansion Module
- Display of Wireless Transmitter Signal Strength 1-10 by I.D.
- Traditional Interior and Instant Keys
- EZ Keypad Programming2 with actual Q&As to step through configuration

GEM-RP2ASe2 Alpha/Symbol Keypad Added Features:

- Unique backlit, combination alphanumeric and symbol display
- Traditional Interior and Instant Keys

GEM-RP3DGTL Digital Display Keypad Added Features:

- Includes Standard keypad features plus
- Vivid dual 7-segment digital display keypad
- Traditional Interior and Instant Keys

GEMRP8LCD Custom Alphanumeric Keypad with Stay & Away

--The "RP" that acts like a K-Series

- Stay & Away for easy one button arm and easy "instant"
- Deluxe 32-character backlit dual-line display +alpha directory
- Built-in 2 Zone Expansion Module
- Display of Wireless Transmitter Signal Strength

GEM-RP8/GEM-K800 Numeric Keypad also available and supplied with GEMP801/800 (shown on p3)

See pages 24, 25 for Gemini System Configuration Builder



GEM-RP1CAe2



GEM-RP2ASe2



GEM-RP3DGTL



GEMRP8LCD

Gemini™ by NAPCO Hybrid Hardwire/Wireless Controls



THESE HYBRID CONTROLS FEATURE:

- Choice of designer keypads for every application and budget. (see p. 1)
- Multiplex Expandability using Built-in EZMs in Custom Alpha Keypads or 8-Zone Expansion Modules (except GEM-P800)
- Up/Downloading, including Unique PC-Preset Unattended Method
- EZ-Programming Mode at Keypad
- Choice of Gemini RF Receivers & Transmitters
- Multi-stage lightning protection
- Event Log with Open/Close Suppression
- NetLink Intranet/Internet Alarm Reporting Option
- X-10 Support with Optional GEM-X10 Interface
- Telco Line Cut Supervision
- Can support VOIP (voice over internet protocol) communications
- Support All Major Communication Formats & Secondary Pager Format
- SIA CP01 compliant versions available
- Include Transformer

Gemini X255 is the expansive hardwire/wireless control offering 255 fully-programmable zones, 195 users, fuseless operation & supports the full line of top performing Gemini Wireless.

ADDED GEM-X255 FEATURES:

- 8 to 255 hardwired zones or wireless pts/zones
- Expandable using 8-zone GEM-EZM8 expansion modules
- Up to 96 fire zones, with 8 2-Wire Fire Zones
- Up/downloadable using PCD-WINDOWS.
- Up to 8 areas
- Up to 195 user codes with open/close by user
- Fuseless, maintenance-free operation
- 3 On-board relay output & 1 prog. lug
- Up to 96 relays
- Supports 4 wireless receivers
- Supports 15 GEMRP1CAE2 or K1CA keypads
- Up to 2 interior bypass groups
- X-10 support, for 64 devices (with GEM-X10 module)
- 800 Event log w/ open/close suppress
- Auto arm/disarm
- 255 Event scheduler
- All major communication formats & secondary pager format
- Telco line cut supervision.
- Gemini Access access control compatibility see page 18

Gemini P9600 powerful multi-tasking hybrid control panel – feature-rich for security applications and home automation integration.

ADDED GEM-P9600 FEATURES:

- 8 to 96 Hardwire Zones/Points
- Including 8 2-Wire Fire Zones
- Fuseless, maintenance-free operation
- Up to 96 User Codes
- Up to 8 Areas
- 3 On-Board Relay Outputs; Expandable to 96
- 1 On-Board Programmable Lug
- Up to 4 RF Receivers
- Up to 15 Keypads (see chart p.1)
- Up to Interior Bypass Groups
- Up to 64 X-10 Devices Supported
- 800 Event Log
- Auto Arm/Disarm
- 255 Event Scheduler
- Support GEM-Automation alarm-to-pc automation software package interface.
- Support GEM-Developer Development Professional's Protocol for Custom Integration.
- Support Phast Automation Systems with GEM-PHASTPAK Interface
- Permits permanent Panel-Port connection to Automation Hubs using GEM-RS232 Interface



Advanced performance Gemini RF receivers:

RECV-8 8 Points.

RECV-XP8 8 Points For Express and P801/800/P400 panels, only

RECV-16 16 Points.

RECV-96 96 Points.

RECV-X255 255 Points

GEM-K4RF Keypad 32 Points.

- Dual diversity antennas minimize nulls & enhance reliability.
- Tamper-& RF-jamming supervision.
- Separate programmable supervisory times by device type.
- Audible Fault-Find mode in walk test.
- NEW English language keypad GEM-K4RF w/built in 32 pt. receiver (at left).

Gemini GEM-P3200, a popular, all-around 8 zone hybrid control expandable to 32 zones or 48 wireless points.

ADDED GEM-P3200 FEATURES:

- 8 to 32 Hardwire or Wireless Zones/Points; Up to 48 RF Wireless Points
- Including 2 2-Wire Fire Zones
- Up to 48 User Codes
- Up to 2 Areas
- Fuseless, maintenance-free operation
- 3 On-Board Relay Outputs; Expandable to 24
- 1 On-Board Programmable Lug
- Up to 2 RF Receivers
- Up to 7 Keypads (see chart p.1)
- Interior Bypass Groups
- Up to 24 X-10 Devices Supported
- 800 Event Log
- Auto Arm/Disarm
- 255 Event Scheduler



The **Gemini P1632** ultra-popular hardwire/wireless control panel with partitioning – easy to standardize for both residential & light commercial applications!

ADDED GEM-P1632 FEATURES:

- 8 Hardwire or Wireless Zones on Board; Instantly EZ-Zone Doubled to 16–With NO Additional Equipment or Cost!
- Up to 32 Zones with Multiplex Expansion
- Including 2 2-Wire Fire Zones (7;8)
- EZ Programming at keypad
- Up to 32 user codes
- Up to 2 areas
- Fuseless, maintenance-free operation
- Supports up to 7 keypads (see chart p.3)
- 3 on-board relay outputs; expandable to 8 relay outputs
- Up to 2 RF receivers
- Interior bypass groups
- Up to 8 X-10 devices supported for 16 different events
- 400 event log
- Auto arm

Gemini GEM-P816, an economical hardwire/wireless control panel that works seamlessly with all standard Gemini keypads and wireless

ADDED GEM-P816 FEATURES:

- 8 Hybrid zones on-board, including 2 2-wire fire zones.
- With multiplexing, the P816 can be increased up to 16 EOL zones.
- Up to 16 user codes
- Supports up to 7 keypads (see chart p.1)
- EZ Programming at keypad
- 256 event logging
- Supports 2 Gemini receivers
- Interior bypass Group
- Auto Arm
- 3 Outputs

Gemini P801 Series: economical 9 zone hybrid now with your choice of numeric or custom alpha keypads.

ADDED GEM-P801 FEATURES:

- Includes RP8 Numeric Keypad
- 9 programmable zones, including 2-wire (No zone doubling)
- 6 Hardwire or wireless zones plus: 2 wireless zones plus 1 2-wire fire zone
- Use 2 optional zones at GEMRP8LCD Custom Alpha Keypad
- Uses GEMRECXP8 wireless receiver
- 8 individually reporting user codes
- 50 event log
- PC programmable with PCD-Windows
- Line and bell-cut supervision
- Double reporting & backup reporting
- EZ wire full-size terminal strips

Gemini GEM-P800 ultra-affordable hybrid control includes numeric keypad and 6 zones plus fire and panic.

ADDED GEM-P800 FEATURES:

- 8 programmable zones, including 2-wire fire
- Up to 16 Gemini wireless points: 8 wireless points from your choice of Gemini PIR, window/door & glassbreak transmitters
- Up to 4 Gemini wireless smokes
- Supports 4 handy multifunction Gemini keyfobs w/ panic
- 8 individually reporting user codes
- Supports up to 4 GEM-RP8 keypads &/or 2 wireless receivers



GEM-RP8 supplied with GEMP801/P800

Accessories:

GEM-EZM4/8 EXPANSION MODULE

- Economy 4 to 8 zone expansion module supports with both GEM-P816 and GEM-P1632

GEM-EZM8 EXPANSION MODULE

- Eight-zone expansion module (for all expandable GEM panels)
- Audible "Find Mode"

WIZARD IIe PHONE MODULE

- "Talking" Phone-In Interface Module for Remote Gemini System and Appliance Control from any Touch-tone Phone
- Easy control with 2 phone keys

GEM-EVA1 VOICE ANNUNCIATOR

- Comforting "voice" announcement for alarm system operations and use
- Self-contained active speaker module
- Check panel manual for compatibility

GEM-AUTOMATION

- Home/facilities automation panel-to-PC interface kit for P9600
- Supported by a growing number of leading PC Automation packages: Home Director Pro™, Savoy Cyberhouse™, Phast, Creston and more

GEM-PRINT

- Module that enables Gemini system activity to print to an on-site parallel printer
- Check panel manual for compatibility

MVA-1000 MULTILINGUAL TALKING SIREN DRIVER

- Distinguishes Burglar and Fire Alarms in English, Spanish and French
- Powerful 127 db Siren sound level

GEM-DEMO

- Hand-held Keypad Sales Demonstrator
 - Plug-In Connectors included for demonstrating GEMINI Wireless on P816-X255
- 4 "Zone" toggle switches, 2 flashing alarm indicators and reporting indicator
- **GEMDEMO801 for P801/800 available**

VERIPHONE 2-WAY VOICE VERIFICATION

- Puts CS & premises in direct voice-contact on alarm
- Reduces false alarm dispatches
- Plug-n-play system for universal panel hookup
- Speaker with builtin mic

Gemini top-performing crystal-control wireless transmitters

Wireless window/door transmitters

GEM-TRANS2 2-Points

- Soft white, compact and low profile.
- Reversible mounting position for left or right handed operation.
- "Low battery" clearly displayed at keypad by zone and transmitter number.
- Both models include built-in reed switch, magnet, lithium battery, tamper and terminals.

GEM-TRANS2BRN25

- Field-changeable brown housings for woodgrain installation (case of 25).



Recessed wireless window/door transmitter

GEM-RTRANS

- For recessed use in both windows and doors
- Powerful wireless transmitter
- White Housing, Magnet & Hole Cover
- Field-replaceable 5 year battery. Long-life 3V type DL123A lithium battery supplied.



Wireless keyfob/ emergency pendant transmitter

GEM-KEYF

- 4-Button operation: 2 for On/Off of security system and 2 programmable for Aux. functions, e.g. panic, medical, relays or relay groups, instant or X-10 control.
- Visual indicator confirms transmission or low battery.
- Includes key ring, neck chain, replaceable battery, 2 & 4 key (button) sets and plugs for unused keys.



Wireless waterproof panic

GEM-WP PANIC

- Waterproof personal panic button.
- Worry-free peace of mind.
- 1-button operation with tactile feedback "click."
- Extra-large, "soft touch" button for trouble-free use even by dexterity-impaired or arthritic hands.



Wireless Adaptive® microwave/PIR

GEM-DT

- Broad 40' x 40' range.
- Exclusive Adaptive dual technology for superior false alarm resilience –even from animal/pet activity and optimized catch.
- Active self-test of both sensors
- 5 interchangeable lens patterns.
- One button walk-test with auto shut-off.
- 3 distinct transmissions for "tamper", alarm and "self-test failure".
- EMI/RFI protected with fully-shielded SMD circuitry.
- Includes batteries, tamper and mounting screws.



Wireless acoustic glass break detector

GEM-GB

- Superior-immunity to false alarms and excellent detection, even through blinds & light drapes.
- Pattern Recognition Technology - recognizes the actual pattern of glass breaking across the full audio band.
- 25' coverage radius with automatic test for easy installation.
- Enduser "hand clap" sensor verification.
- Includes lithium battery, tamper & mounting kit.



Wireless PIR

GEM-PIR

- Broad 50' x 50' Coverage.
- 11 interchangeable lenses.
- Signal Selective Processing.
- Auto Temperature Compensation.
- EMI/RFI protected with fully-shielded SMD circuitry.
- Battery-Saver feature.
- Includes lithium batteries and mounting screws.



Wireless pet PIR

GEM-PIRPET

- 50' x 50' range
- 40 lb. pet/animal immunity
- Signal selective processing
- Auto-temperature compensation
- EMI/RFI protected with fully-shielded SMD circuitry
- Battery-Saver feature.
- Includes lithium batteries and mounting screws.



Wireless photoelectric smoke

GEM-SMK

- Built-in test switch.
- Visual LED indicates alarm and standby.
- Includes batteries & mounting kit.



Wireless heat detector

GEM-HEAT

- High-quality 135°F (57° C) fixed temperature detector with Rate of Rise.
- Reliable, crystal-controlled wireless technology.
- Long-life, replaceable lithium batteries.



Basic hybrid control & keypads

New Express GT Series hardwire/wireless systems:

XP400/GT4 & XP600/GT

- Feature-Rich Programmable Zones: 4 in XP400 -or- 6 in XP600
- Support All GEMINI Wireless Transmitters using Gemini GEM-RECVXP8
- **Great new GT Series styling (Classic NAPCO Express XP400 & 600 still available.**
- Keyfobs: 2 for XP400 -or- 4 for XP600
- Plus Wireless Points from Choice Of PIR, Window/Door & Glassbreaks 4 Points XP400 -or- 8 Points XP600
- Plus XP600's 2-Wire Fire Zone also supports 4 Wireless GEMINI Smoke Detectors
- Individually Reporting User Codes: 4 in XP400 -or- 6 in XP600
- Telco Line Cut
- EZ-Wire Full-Size Terminal Strips
- 2 Programmable Outputs for burglary, siren, strobe, 2-way voice, etc.
- Supervised Bell Output
- Up/Downloadable even with Phone Co. Answering Service
- Unique Unattended Downloading Method
- All Formats + Pager
- Output: 2A, max.-burg; 125mA, max. -fire (where applicable)
- UL, ULC Pending, FCC, FE

**Also see page 3 for GEM-P801
9-Zone Control**



Extra Keypads

RP-X6GT & RP-X4GT

- Super-Easy Decorator White Keypads
- Actual Visual & Audible Transmitter Signal Strength Metering
- 3 Keypad Panics
- Large, Touchtone Keys
- Keyswitch Option
- RP-X6 Backlit Keypad Model Supplied in XP600/4

Starlink™ universal wireless **radio backup** for use with **any** panel



Affordable wireless backup radio on fast, dedicated digital data-only network

**SL1/12 Unit with 12 months service.
SL1/24 Unit with 24 months service.**

NAPCO's new StarLink™ RF Wireless Backup, for reporting alarm conditions to any central station over a dedicated digital network that spans the US and Virgin Islands and Puerto Rico. The surprisingly economical, supervised StarLink SL-1 Unit and service now makes backup alarm reporting, regardless of telephone line condition, an affordable option for every account.

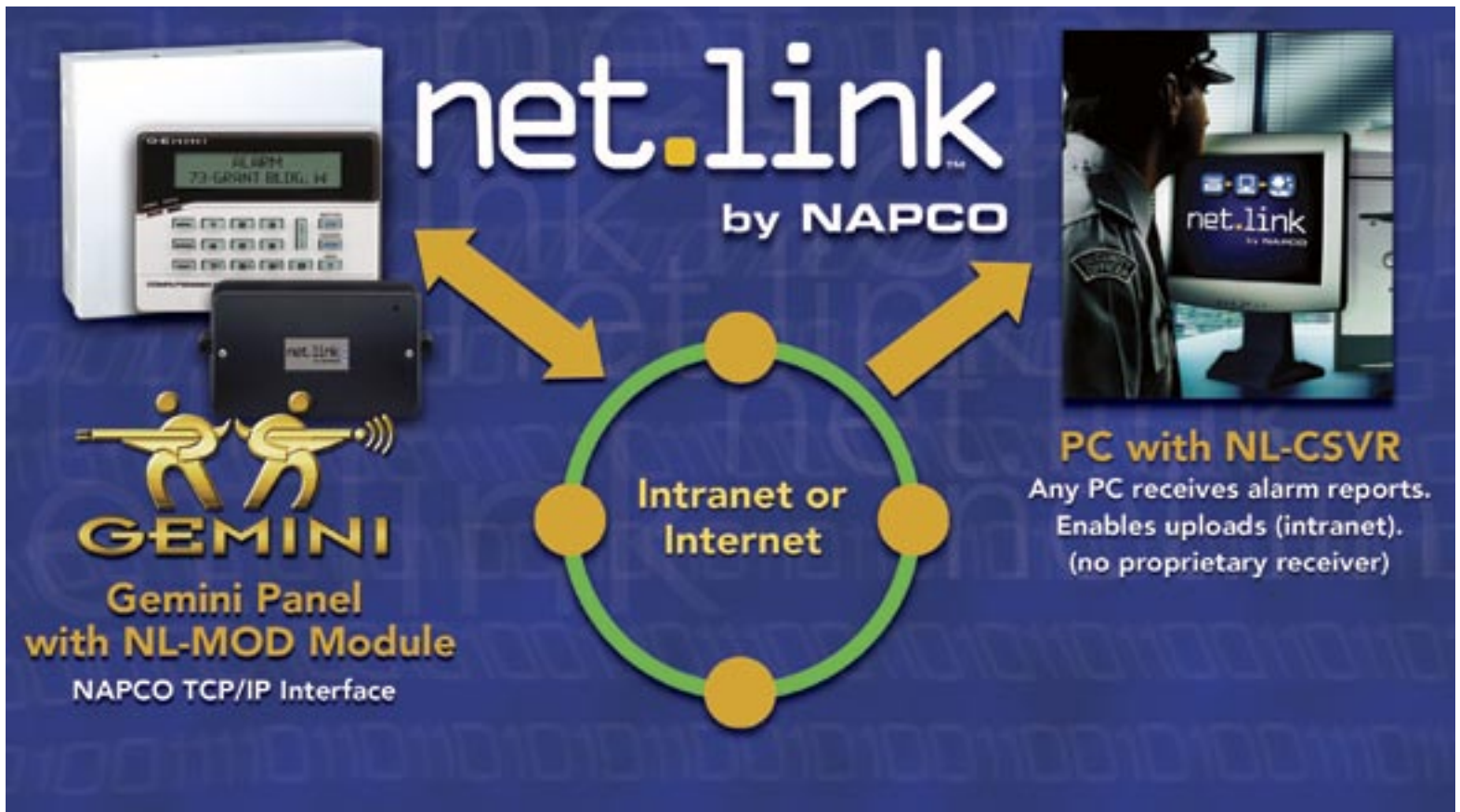
- Works with every control panel brand
- Supports all central station formats and requires no additional central station equipment
- Utilizes dedicated, data-only network, instead of shared "control channels"
- Supervisory test signals verify StarLink's ability to both "talk to" and "hear" the network
- Low standby current (<20mA) maximizes protection when both AC loss and Telco loss occurs (common during natural disasters)

- Rugged aluminum enclosure and stainless steel antenna provides vandal- and RFI-protection
- Maximum FCC-allowable RF output

Easier Installation

- Fast hook-up with as few as 4 wires, no dip switches to set either.
- No expensive programmers to buy
- StarLink automated operator system and internet web-site accessible 24-hours a day for signal verification & account setup
- Intelli-Channel connects directly to bell output or siren driver output, providing burg/fire reporting on only one wire.
- Each input channel is field-selectable for positive or negative trigger.
- Signal strength annunciated by SL-1's LED, on a scale of 1 to 5
- Low Standby Current (<20mA) allows StarLink to be powered from existing alarm control panel/battery
- Ultra-compact, rugged aluminum enclosure accepts standard 1/2" EMT for wiring protection and standard 3/8" recessed magnetic contact for tamper-proof protection

Bring alarm monitoring & control to the security office online



Get security **staff** on the scene **faster** with NetLink **online alarm reporting** at a standard **PC**, plus *dramatically* **reduce T1 phone costs.**

NetLink intranet/internet alarm reporting puts campus, retail or private security staff directly online with their security system using their standard PC. Receiving pinpointed alarm reports as they happen enables faster dispatches. Plus, using the internet or their own intranet instead of phone lines for alarm reporting can save thousands of dollars in traditional T1 phone line costs.

The NAPCO NetLink System enables Napco Gemini GEM-P816, 1632, 3200, 9600 and X255 Hybrid Panels to report alarms and status over the Internet or a local intranet (providing primary or backup reporting), using a programmable NetLink Panel Module and Windows-based NetLink Software (NL-CSRCV) on a standard PC (no dedicated central station receiver required).

- Transform a security office's standard PC into an onsite monitoring receiver using campus or retail intranet
- Uniquely, NO dedicated central station receiver required; uses Napco NetLink CS Software Application – ideal in a guard station
- Saves thousands in budget dollars on phonenumber charges
- Use for primary and/or backup reporting of alarms over a TCIP/IP based network and/or telephone lines (telco)
- Security system with NetLink module sends encrypted alarm data (alarms, status, supervisory) through TCP/IP network, securely with dynamic IP addressing.
- Allows high-speed downloading via campus LAN; supports network-based automation routines

COMPONENTS:

NL-MOD NetLink Panel TCP/IP Module

NL-CSRCV Central Station Receiver Application Software for use in standard PC.

NL-CSRCV/PC Above, preinstalled and configured in turnkey computer system. (Call for PC specs or special requirements.)

NL-MODCONFIG Download software utility for initially programming/configuring Panel Module.

PCD-WINDOWS Napco Panel Up/Downloading Software (version 4.4 or greater)

Securi-Smart structured wiring systems:



Structured wiring made simple:

- Labor- and money-saving patented wiring module combines voice & data lines together for fewer wiring runs
– *Eliminating 1 run/room, typical.*
- Unique Dual Door Aluminum Enclosures with locking dedicated security compartment
– *Eliminates interference by consumers and contractors.*
- Turnkey kits available preconfigured with Gemini Systems and all necessary modules, brackets, amps, etc. (see below)
– *Eliminates guesswork and missing components.*
- Prepacked termination kits for ea. room




Deluxe extruded aluminum rough-in kits & enclosures.

- Hinged doors (no lids to unscrew or rehang).
- Flexible screw-rail mounting system
- Powder-coated hinged single door and dual door models with companion dust covers: 14", 18", 24" (single door); 12 x12", 24 x12" and 24 x 24" (dual door) models.
- Unique dual-door models keep consumers and other contractors out of the locked security system compartment.
- Anti-chafe grommets included.

Hinged dual door aluminum enclosure:
Accessible structured wiring hub on top; locking dedicated security compartment below.

Computer networking affordable for every home

- Securi-Smart **NET 8** the only wiring system on the Market that provides for 2 Telephone Lines and a 10/100 Base Ethernet connections over a single Cat5e wire.
- Take advantage of this unique Technology and be the first to offer it to builders and start profiting today.
- Single Wire Technology
- Full line of data, voice, and video amplifier/splitter modules and brackets also available.



Securi-Smart Turnkey **Kits** with everything you need included – even Gemini Security

S14KDVTSCKT	801 Turnkey Security/Structured Wiring Kit 1
	14" Hinged Door Aluminum Enclosure with Dust Cover
	Securi-Smart NET8 Module combines data/voice into single CAT5e wire
	4-Way Standalone Video Passive Distribution Center
	NAPCO GEM-P801 9 Zone Security Panel (pre-bracket-mounted), w/transformer

S1212D/DVTSECKT	1632 Turnkey Security/Structured Wiring Kit 2
	Hinged Dual Door Aluminum Enclosure with 12"x12" Dedicated, Locked Security Cabinet & 12 x12" Voice/Data/Network Cabinet (includes dust cover)
	Securi-Smart NET8 Module combines data/voice into single CAT5e wire
	4-Way Standalone Video Passive Distribution Center
	NAPCO GEM-P1632 8 to 32 Zone Security Panel (premounted), w/transformer

S14DVT-KT	Turnkey Structured Wiring Kit 3 (Single Door)
	14" Single Hinged Door Aluminum Enclosure with Dust Cover
	Securi-Smart NET8 Module combines data/voice into single CAT5e wire
	4-Way Standalone Video Passive Distribution Center

S1212D/DVT-KT	Turnkey Structured Wiring Kit 4 (Dual Door)
	Hinged Dual Door Aluminum Enclosure with 12"x12" Dedicated, Locked Security Cabinet & 12 x12" Voice/Data/Network Cabinet
	Securi-Smart NET8 Module combines data/voice into single CAT5e wire
	4-Way Standalone Video Passive Distribution Center

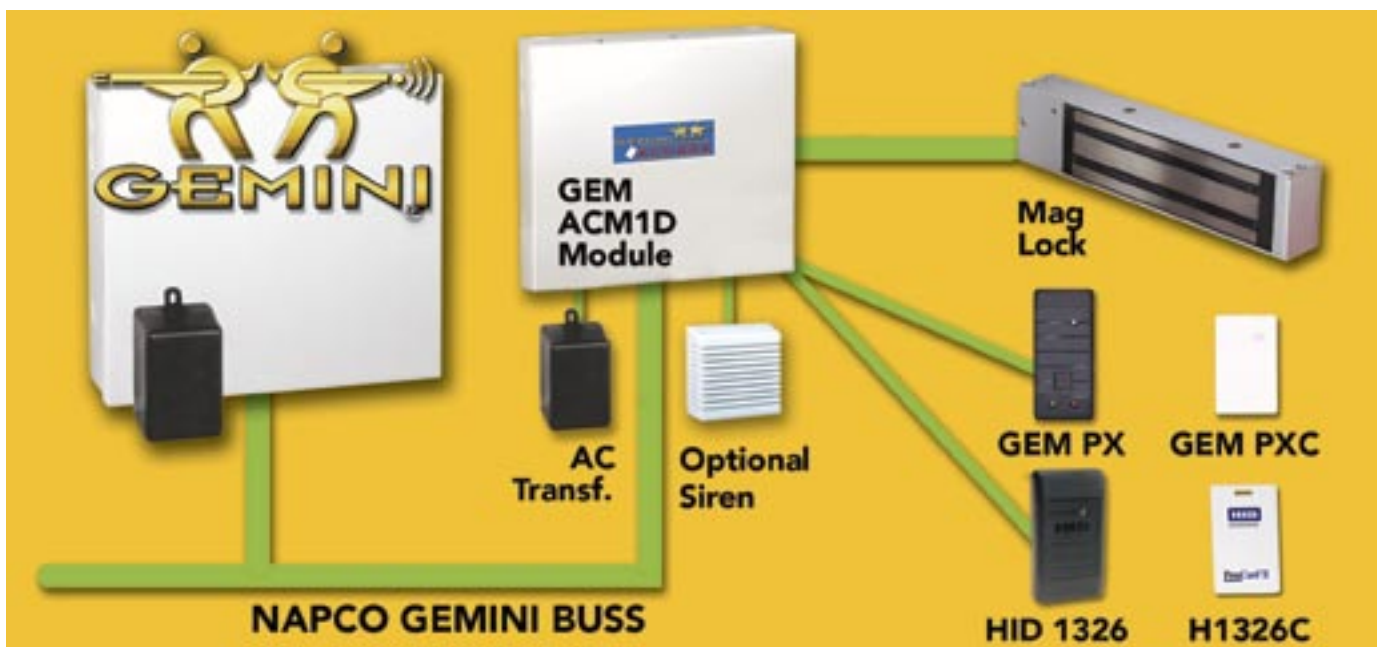
Select **Securi-Smart** individual components:

MODULES	Modules: (KEY: m-module, t-telephone, d-data, v-voice, CAT5; numbers line "in" vs. "out")
SMT4/6	Telephone only board. 4 incoming telephone lines - 6 telephone outlets with RJ45 test point/alarm interface jack
SMT4/6V4	Telephone/TV Board. 4 incoming telephone lines - 6 telephone outlets with RJ45 test point/alarm interface jack - 4 way 5-1000 MHz TV splitter
SMT4/7D6	Telephone/data board. 4 incoming telephone lines - 7 telephone outlets - 6 data outlets with RJ45 test point/alarm interface jack
SMTD6	6 outlet data board only
SMCAT5T2/D6	Securi-Smart NET8 Module combines data/voice into single CAT5e wire
SMV4	Voice module, 1GHz 4 way single
SMV6	Voice module, 1GHz 6 way vertical
SMV8	Voice module, 1GHz 8 way vertical
VIDEO AMPLIFIERS	
SVA1/8	High-performance video amplifier, 1 input by 8
SVA3/8	High-performance video amplifier, 3 inputs by 8
BRACKETS	
SBKT1	Bracket for P816, P1632 Security Systems
SBKT2	Bracket for P3200, P9600 & X255 Security Systems

See spec sheet A490 for full list of components

Now you can **sell** **dependable,** **affordable access** without hiring an access control expert

- Economical access control, easily added & installed
- Seamless Integration with Gemini Control Panels
- Single site programming and shared database
- A cost efficient access solution, affordable for even small applications, offices, shops, doctors offices, etc.
- Easy to program using familiar Napco Windows Quickloader
- One site to program both security & access system users, etc.
- Plug and play! GEM-ACCESS comes ready with its own enclosure, power supply (aux.) and battery backup. (GEM-ACMID)
- Power for Prox Readers & Mag Locks built into GEM-Access Control Module
- Supports Gemini Prox Cards and Readers **or** HID Cards and Readers
- Money-Saving Kits even include cards and readers. Built-in performance
- Fast card processing transaction speeds
- Add 2nd Door with affordable GEM-2D Plug-in PCB
- GEM-ACM1D Access Control Module adds integrated access control to the burglar alarm functions of the GEM-X255 Panel
- Each GEM-ACM1D Module provides 1 door of access, expanded to offer a 2nd door by simply adding a Plug-In PCB, model GEM-2D.
- Up to 8 doors of access can be added to the GEM-X255.
- In later versions, GEM-9600 and 3200 panels will also be supported.



GEM-ACMID adds integrated access control to the burglar alarm functions of the GEM X255 panel

Two NAPCO access control brands for 1 to 4,000 doors



GEM-ACCESS

Supports
Gemini Prox
Reader with
Alarm Status
LED and Gem
Prox Cards **or**
HID Readers
and HID Cards

GEM-PX Gemini Proprietary Prox Reader with Alarm Status Indicators:

- Economical, attractive, weatherproof reader with Unique Alarm System Status LEDs on face.
- Know alarm system status before arming/disarming system with Prox Card.
- Buy as individual GEM-PX affordable proprietary reader supporting affordable proprietary Gemini Prox Cards (cards: GEM-PXC)

– OR –

Buy in KIT # GEM-1DITKA

Napco's GEM-Access HID KIT complete with HID reader built-in (#GEM-H1326), enabling you to get BOTH GEMINI Alarm System LED Status while supporting standard HID 1326 Cards.



GEM-PX

Ordering Information:

- GEM-ACM1D** Access Control Module for 1 Door Module in metal enclosure, w/ power supply, transformer and software enhancement upgrade EPROM for Gemini Alarm Panel.
- GEM-2D** 2nd Door Plug-in PCB, for use in above.
- GEM-1DKIT** Economical GEM-PROX Kit Module in enclosure, w/ power supply, transformer, Panel Prom, GEM-PX Prox Reader with Status LED Indicators, 25 Gemini Prox Cards.
- GEM-1DKITA** HID Reader Kit, as above, with HID Reader and 25 HID 1326 Prox. Cards
- GEM-PX** Gemini Prox Reader with Access and Alarm Status Indicators
- GEM-PXC/50** 50 Additional Gemini Prox Cards
- GEM-H1326** HID Prox Reader
- GEM-H1326C/100** 100 Add'l HID Cards

TURNKEY 1-DOOR KITS WITH READER AND 25 CARDS:

GEM-1DKIT	GEM-ACM1D PCD-WINDOWS V4.5.4 GEM-X255 UPGRADE EPROM NAPCO PROPRIETARY GEM-PX READER WITH GEM-PXCV CUSTOM BEZEL (25) NAPCO PROPRIETARY GEM-PXC CARDS
GEM-1DKITA	GEM-ACM1D PCD-WINDOWS V4.5.4 GEM-X255 UPGRADE EPROM GEM-H1326 HID READER WITH GEM-PXCV CUSTOM BEZEL (25) GEM-H1326C HID CARDS

INDIVIDUAL COMPONENTS:

GEM-ACM1D	1 DOOR CONTROL
	PCD-WINDOWS V4.5.4
	GEM-X255 UPGRADE EPROM
GEM-2D	2nd DOOR PLUG-IN MODULE
GEM-PX	GEMINI PROPRIETARY READER W/STATUS LED
GEM-PXC/50	NAPCO GEMINI PROPRIETARY CARDS (50)
GEM-H1326C/50	HID CARDS (50)
GEM-H1326C/100	HID CARDS (100)

CardAccess® Enterprise class integrated access & security solutions

For enterprise-class, dedicated access control systems, **NAPCO's Continental Division** offers easy-to-use and easy-to-implement bi-directional security solutions that integrate access control, photo badging, alarms, and digital video recording for all application scopes, from schools and businesses, to airports and courthouses, and from local municipalities to the Federal Government. In addition to server-based CardAccess® 3000 Software, Continental offers access systems from 1 to 4000 doors, using a wide range of modular 1- to 8-door controllers, including new high-performance Turbo Superterm-8 and new Super-Two. Each of these new controller models boast Continental reliability, renowned for over four decades, plus new, super-charged, enhanced high-speed transaction processing power.

Continental CA3000 also seamlessly integrates with NAPCO Gemini Alarm Systems giving Continental CA3000 workstations the capability to monitor and print Gemini alarm reports plus enable specific cardholders the capability of arming/disarming Gemini P9600, 3200 & X255 Security Systems from a reader(s).



Additional integrated features include:

Monitoring Alarm Events from Gemini Panels via the CA3000 Software

Alarm events from Gemini Alarm Panels can be monitored and reports run (printed) from Continental CA3000 software

Gemini Security System Areas can now be disarmed/armed via specific cards at

specific card readers and from CA3000 Access System workstations.

Continental Access Systems are sold exclusively through authorized Continental Integrators. To become one, contact Continental Sales & Operations directly at 631-842-9400 and ask about available territories and mandatory factory training.



Firewolf™ smoke detectors and pull stations

Advanced photoelectric smoke detectors

FW-2 2-Wire

FW-4 4-Wire

- Detects virtually all types of fires including paper, wood, gasoline, polystyrene, and smoldering
- Low Profile
- RF/Transient Protection
- Two built-in power/sensitivity supervision/ alarm LEDs
- Non-directional smoke chamber
- Vandal resistant security locking feature
- Removeable smoke labyrinth for cleaning or replacement



Advanced photoelectric smoke with built-in thermal heat detector

FW2-H 2-Wire

FW4-H 4-Wire

Same features as FW-2 & FW-4 Plus –

- Built-in thermal heat sensor for more fire codes requiring 135°F fixed.

Single action, dual action & key-reset pull stations

FW-PULL1

- Non-coded single or double action devices which initiate an alarm when pulled.
- Resetting of the FW-PULL1 is accomplished by inserting a small screwdriver
- Durable extruded aluminum construction and finished in red
- Pull stations can be converted to dual action with the addition of the FW-PULL2MOD double action lever kit.

FW-PULL1K

- Same features of FW-PULL1 with key reset



Magnum Alert®: Classic hardwire controls and keypads

Hardwire controls

MA1000ENB Control

- 7 EOL + N/O Zones
- Supervised Fire Zone
- Up/Downloadable Full-Size Control with 45° Terminal Strip
- 8 User Codes
- Transformer supplied
- MA1000ELBNB also available, as above with larger cabinet
- Uses Matching RP1000eLCD Alpha Keypad and Digital RP1054e Keypad Models



MA1008ENB Control

- 8 EOL + N/O Zones
- 2-Wire Supervised Fire Zones
- Powerful built-in siren driver
- 180 Event Time-Referenced History Log
- 8 User Codes
- Programmable Line Cut Detection
- Programmable Auto Interior Bypass
- Up/Downloadable full-size control with full-size terminal strip
- Complete with Digital RP1054e Keypad & Transformer
- Matching RP1000eLCD Alpha Keypad Available

Backlit digital display keypad

RP1054E/RP1016E

- 3 F-P-A (Fire, Panic, Auxiliary) Panic Keys
- Backlit Touchtone Keys
- Vivid Digital Display + Status LEDs



Backlit Custom Alphanumeric Keypad

RP1000eLCD

As Above, But with:

- Large, Backlit Custom English Language Display & Alpha Zone Directory
- Backlit Touchtone Keys auto-brighten at a touch

Commercial fire/burglary multitasking, multiplexing, partitioning control

MA3000

- 12 - 96 Fully Programmable Zones (8 Zones on Board + 4 at each keypad)
- 8 Partitions-8 Doors Built-in Access Control
- 96 Simplified multi-function, multi-level User Codes
- 800 Event history log and 8 to 64 prog. relays
- Real time clock & 255 event scheduler
- Expandable with EZM3008 8-Zone Multiplex Modules
- On-Site Parallel Printer Output
- Advanced false alarm prevention features for extra-simple user operation



Accessories for MA3000:

- Housings: Standard H1214, Commercial H1518 or Commercial Fire CF1518
- EZM3008 8 Zone Multiplex Module
- RB3008 8-Relay Board
- CF5530 Commercial Fire Module
- RP3000LCD Burglar/Fire/Access Keypad
- CF3000LCD or CF3000eLCD Fire Marshall Keypad
- PS3000 Heavy Duty 4A Power Supply

Burglar/fire/access control backlit custom alphanumeric scroll keypad

RP3000LCDe/CF3000LCDe

- Large, Backlit Custom English Language Display & Alpha Zone Directory
- 3 F-P-A Panics
- Backlit Touchtone Keys auto-brighten with a touch
- 4-EOL Zone Built-in Multiplex Module at each keypad
- Supervised Tamper
- 3-in-1 Keypad: Simultaneous use as arm/disarm station, burglary system control and access control entry point
- Guard Tour Option



Universal keyfobs work with all major panel brands

Bi-directional LCD keyfob compatible with all major alarm panel brands


2WAY-UNIVKF

The security industry's first and only universal bi-directional Keyfob with LCD status display and integral mini sounder, supported by a revolutionary dedicated Keyfob receiver.

Designed to be compatible with most major control panel brands, including NAPCO's Gemini and Magnum, and others such as ADEMCO, DSC, ITI and more, this 2-Way Keyfob is super-miniaturized for portability yet packs tremendous consumer appeal and sales potential.

System Status is indicated with 8 intuitive ICONS (a lock, a house, a flame, etc.) on the LCD display, and corresponding beep sequences on its mini sounder. Providing both easily understood visual and audible feedback, the user always knows with certainty that the system has carried out their command.

In addition to the many standard commands it can send to the system, it can also control up to 2 groups of lighting control, such as X-10, and up to 2 separate Garage Doors.



ORDERING INFORMATION

- **2WAY-UNIVKF** keyfobs are also sold in a kit with dedicated 2-way receiver
- **2WAY-UNIVKF** keyfob only. (Each receiver supports up to 7 keyfobs.)



Universal connection

Will operate on either the panel bus or its keyswitch input depending upon panel brand (Consult WI1024). With bus connection (e.g. Gemini, Ademco, etc.) the keyfob uses no zones, and up to 7 keyfobs are independently logged. With keyswitch connection, keyfob uses one zone for keyfob and one zone for panic, if desired.

Easy LCD icon indicators

	Burglar Alarm
	Fire Alarm
	Armed - Away
	Armed - Stay
	Armed - Zones Bypassed

	Disarmed - Zones Faulted
	Disarmed - System Ready
	Transmit
	System Trouble

Note: Grey indicates pulsing icon

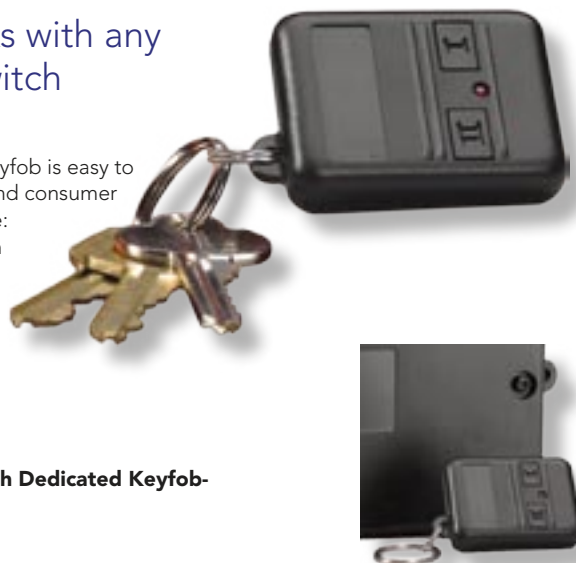
Universal value keyfob... works with any alarm panel brand with keyswitch

UNIVKIT1

With its simple 2-button operation, the Universal keyfob is easy to use, and will greatly reduce system false alarms and consumer training requirements, too. Other features include:

- Works with all control panel brands with keyswitch input
- Easy 2-Button operation for Arm/Disarm and Optional Panic
- Vivid LED Indicator Light confirms button activation (1-Way Communication)
- Very compact size and supplied keyring
- Long range

Keyfob sold individually UNIVKF1 and in Kit with Dedicated Keyfob-Receiver UNIVKIT1



NAPCO's patented Adaptive® dual technology sensors

These exclusive Adaptive Sensors virtually make all other motion sensors, dual technology or otherwise, obsolete. Once they're installed, they're like having a technician on-site, making all adjustments for you 24-hours a day.

These patented microwave/PIR sensors are the only ones on the market that actively & continuously monitor their environment, counteracting false alarms and re-sensitizing themselves to continually optimize catch performance. In fact, some will even notify you if they have been purposely or accidentally blocked or masked.

Ideal in all installations, despite harsh environmental conditions and/or pet/rodent activity, they provide the best protection available from both intruders and false alarms. They pay for themselves with the first service call they prevent.



Patented **adaptive** slimline sensor & long-range version

C100STE/STLRE

- C-100STE- 30' x 35' Range C-100STLRE 50' x 40' Range
- Proven Adaptive Technology
- Active Self-Test supervision of both microwave & PIR channels
- Wide array of interchangeable lenses
- Secured Cover
- Tamper-Supervised



Commercial adaptive sensors with **mask/block** supervision

M7100STE Adaptive Commercial Sensors

- 40' x 40' Range
- Active self-test supervision of both microwave & PIR channels
- Alarm Memory with Exit/Entry Delay
- Wrap-around shielded circuitry
- Wide array of interchangeable lenses
- 3' Dome of Protection™ for Anti-Masking & Anti-Blocking Supervision
- Secured Cover
- Tamper-Supervised



M7300STE Adaptive Commercial Sensor

M7100STE features plus:

- 70' x 60' Range
- Tamper Switch

Adaptive heavy-duty **industrial-strength** sensor

M9000STE ADAPTIVE COMMERCIAL SENSOR

M7300STE Series features plus:

- Trio-Range from 55' 120'
- EZ Aim, Positive Locking Swivel Bracket
- Concealed Wiring Channel
- Vandal-Resistant Industrial/Institutional Strength Housing
- 3' Dome of Protection™ Anti-Masking/ Anti-Blocking Supervision



Microwave/PIR Detectors **continuously adjust** to their environment, providing **100lb. pet/animal immunity** and **ultimate reliability & false alarm protection**

C200AP With P.E.T.™

The best pet immunity for any size animal!

- P.E.T.™, profile enhanced targeting circuitry and Vari-Pet optics, to provide the ultimate pet/animal protection, for up to 100lb. (45.36kg) pet immunity!
- Compromise-free intruder-catch and false alarm protection – ideal when the pet leaves the room, too. Dynamic Adaptive technology literally adjusts to its surroundings minute-by-minute, once the pet vacates the detector again elevates its sensitivity, mode by mode.
- "SMARTER SYSTEMS™" Panel & Sensor Integration Input
- Superior RFI/EMI lightning protection with wrap-around shielded SMD circuitry
- "Twin-tee" fluorescent light interference filter
- 40' x 40' Maximum Broad Range Coverage
- Self-Test
- 2 Field-Changeable Lenses Supplied
- Range Control & Auto-Temp Compensation



Smart PIR motion detectors for every application



The Pet-Immune PIR with "Quick-Catch" that profiles false alarm sources and virtually installs itself

For over 30 years, NAPCO's innovative technology has produced sensors with superior false alarm discrimination. Today NAPCO is a leader in smart PIR technology, P.E.T. immunity, and décor-enhancing design.

IQ PROFILER™

- 50 lb. Pet Immunity (22.7kg) & Superior False Alarm Discrimination with Unique Dual Focal Lenses.
- Installation in a snap with patented Quick-Mount and Quick-Wire terminals
- Maximum Range: 50 x 50 Feet
- **New & improved "Quick-Catch" mode**
- Décor White Bi-Optic Contour Case and Dual Focal Lenses provide exceptional distance profiling:
- "Far Field Lens" allows for detection of large objects and ignores small targets nearby
- "Near Field Lens" allows for discrimination of small targets nearby
- Shielded High-Performance Aspheric Lenses plus Look-Down/Creep Zone
- Sensor Chamber prevents insect, draft, and dust interference.
- 20v/m RF-Shielded circuitry

Step 1.

A twist of the Quick Mount disk & the unit embeds itself in a corner.

Step 2.

Strip wires and snap in PC board.

Step 3.

Insert wires in Quick Wire terminals and flip down.

Step 4.

Replace cover – It's a snap!

IQ VISION Advanced PIR with "IQ Look"

- 40' x 40' Range; 30lb. Pet Immunity
- Attractive Two-tone White/Gray styling
- Features Look-Down/Creep Zone
- SSP™ (Signal Selective Processing) for the easiest and most stable of installations
- Auto Temp compensation
- Advanced, "EZ-Aim" fresnel lenses and lens bank for optimum detection performance
- Wall or corner mountable
- Excellent EMI-/RMI-/Lightning Protection with resilient SMD circuitry
- Tamper supervised
- Form A Relay (Form "C" option) • Long-range, barrier and specialty lenses are available to suit all coverage needs
- Wall or corner mountable, with horizontal and vertical adjust
- EMI-/RMI-/Lightning Protection with resilient SMD circuitry
- Form A Relay



Microprocessor PIR with **65lb Pet** Immunity & built-In **Room-Temp** Alert

PIR1680PT

- 45' x 45' Range
- 65 lb pet/animal Immunity
- Room-Temp Alert – temperature monitoring provides auto-alert at 40°F - 90°F
- Look-Down/Creep Zone
- D.C.I.D. Technology- detect & compare imaging diagnostics for advanced false and true alarm detection
- Active Self Test Mode
- Exceptional RFI-/EMI-/lightning shielding of key components
- Lens Bank available, including long range, barrier, and specialty ranges
- Wall or corner mountable
- Tamper supervised
- Form A Relay

PIR1680

- Standard model as above, but with 20lb. pet/animal immunity



Advanced 70' PIR

PIR1710

- 70' x 60' Broad Range Coverage perfect for both residential and commercial
- Features Look-Down/Creep Zone
- SSP™ (Signal Selective Processing) for the easiest and most stable of installations
- Auto Temp compensation
- Advanced, "EZ-Aim" fresnel lenses and lens bank for optimum detection performance
- Wall or corner mountable
- Excellent EMI-/RMI-/Lightning Protection with resilient SMD circuitry
- Tamper supervised
- Form A Relay

Economical PIR sensors with Look-Down

PIR1510

- 30' x 30' Broad Range Coverage
- Attractive, super-compact size
- SSP™ (Signal Selective Processing) for the easiest and most stable installations
- Advanced, "EZ-Aim" fresnel lenses and lens bank for optimum detection performance
- Long-range, barrier and specialty lenses are available to suit all coverage needs
- Wall or corner mountable, with horizontal and vertical adjust
- EMI-/RMI-/Lightning Protection with resilient SMD circuitry
- Form A Relay

Trilogy®: The new standard in electronic digital access locks



Trusted by more leading retailers, firms, hospitals, colleges and institutions

Trilogy® T2 Standalone Digital Lock

DL2700 Series

- Clutch mechanism offers long lasting performance and exceptional strength
- Heavy-duty trim design with self-contained, fully programmable, 12 digit metal keypad
- Non-handed for easy installation and versatility
- 2-wire remote override or key bypass capability
- Passage Mode
- Visual and audible entry indicators
- Flex-Drive™ motor operates latch mechanism
- Multi-level user capability
- Up to 15 different group or individual codes
- Master, manager, emergency, service codes
- Individual, group or total user lockout codes
- Also available with curved REGAL handle: DL2775 version
- Also available in DL2750 Knob version
- "WP" Weatherproof Models (+ 151°F to -20°F)

Also available with privacy feature – interior locking capability for use in restrooms or fitting room. PDL/DL 4100 & 4500 series. See page 21.

CYLINDRICAL TRILOGY ORDERING INFORMATION	
DL 27 00 WP IC /26D -Y	
Model & Series:	Finish:
DL27 = Trilogy T2 Series	/3 = US3 Polished Brass
DL28 = Trilogy DL2800 Series	/26 = US26 Polished Chrome
DL30 = Trilogy T3 Series	/26D = US26D Satin Chrome
Trim:	/5 = US5 Antique Brass
00 = Lever	/10B = Durodonic (Special Order)
50 = Knob	Special Order IC Prep:
75 = Regal Curved Lever	-Y = Yale
Exterior/Interior Use:	-M = Medeco
WP = Waterproof for exterior use	-R = Sargent
(Note: No "WP" indicates standard, interior use.)	-C = Corbin/Russwin
Cylinder:	-S = Schlage
IC = Standard Interchangeable Core	
Prep for Best, Falcon, Arrow, KSP	
(Note: No "IC" indicates standard K.O. cylinder)	

The Economical Audit Trail Pushbutton Lock

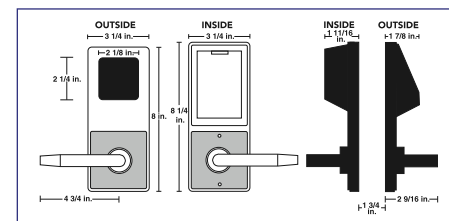
Trilogy DL2800

- Rugged clutch mechanism insures long life & durability
- 150 scheduled events
- 200 User Codes: Master, Manager, Supervisor and Basic Users. Also one-time entry code
- Weather resistant with operational temperature range of +151°F to -20°F
- Times entry allowance from 5-15 seconds
- Greater security with "Temporary Keypad Lockout" after 3 unsuccessful code-entry attempts
- Audit Trail with Time/Date Stamp for a printable record of all electronic activity
- Real Time Clock
- Relay may be programmed to energize when one or more selected events occur
- 4 Time-Out functions
- 1000 Event Log
- Battery operated; uses 5 AA batteries
- Available in standard key override and interchangeable core models accepting 6 or 7 pin cores from Arrow, Best, Falcon, or KSP. Other IC core preps available.

Trilogy® T3 Advanced Digital lock with Audit Trail

DL3000 Series

- Similar features to DL2700 Series, but with:
- 300 User Codes: Master, manager, supervisor & basic users
 - 4 programming levels, 4 user groups
 - 3, 4, 5 or 6 digit codes, 1-Time service code
 - Real time clock
 - Time zones
 - 150 scheduled events (Lock/Unlock, Code Disable/Enable)
 - 4 "Quick Schedules" of the most common routines
 - 100% fingertip programmable or PC programmable with Alarm Lock DL-WINDOWS – Windows software
 - Non-volatile memory
 - 1600 Event Log
 - Passage mode enabled by Master's and Manager's codes
 - Optional hand-held AL-IR1 Infrared Printer may be used to print the Event Log and User Code list (See pg. 19)



Curved Regal Handle Option

Trilogy Audit Trail Locks provide a simple solution to implementing **HIPAA** regulations and securing private health information records with the minimum effort and fuss – guaranteed.

Trilogy durability with prox capabilities



Trilogy prox lock with audit trail

PDL/PL 3000 Series

- Accepts HID Proximity cards and keyfobs including 26, 33 and 37 bit formats etc.
- 2000 User codes; Master; manager; supervisor; basic users
- Users are individually programmed to use a card only, code only, or for the highest security – both card and code
- Card data can be added to software via the lock, card reader module or PC
- Batch enroll feature allows many cards to be quickly added to the software via the lock without the use of a PC
- Weatherproof and operates from 151°F to -20°F (66°C to -29°C)
- Program data transferred to lock via AL-PCI (PC interface or AL-DTM (data transfer module)
- Fingertip (keypad) or Windows PC-programmable
- Real time clock enables up to 500 scheduled events and holiday schedules
- Up to 40,000 event Audit Trail with printed time/date- stamped log of all electronic activity

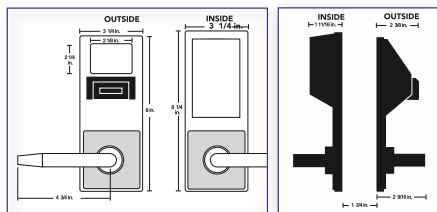

can be extracted from the lock by using the AL-IR1 (infrared

printer), the AL-DTM (data transfer module) or AL-PCI (PC interface)

- 5 AA batteries furnished; 60,000 cycles typical. Audible low battery alert
- 'Quick Passage' Mode enabled with an authorized user code and function code (does not require lock to be in program mode)
- Available in four finishes (US 26D, 26, 5 & 3), plus special order finishes (including Duronodic US10B)



PL3000 – Keypadless prox-only lock for the ultimate in vandal proof access control.



Trilogy audit trail lock accessories

(FOR DL2800, DL3000 & 3500 SERIES)

AL-IR1 Infrared Printer:

- Prints the event log and user code with hand-held convenience.

AL-DTM2 Data Transfer Module

- Module used to transfer program data from the PC to the lock and receive Audit Trail from the lock. Can transfer program data for up to 48 locks.

AL-PRE

- Alarm Lock Prox Reader/Enroller (For Use With Prox Lock) Prox Card Reader/Enroller Enables instant, automatic enrollment of Prox Cards into DL-Windows (just tap the Prox Card/fob device to the unit's faceplate to enroll)! Supports all Prox Cards and Prox Keyfobs (supported by PDL3000). Simultaneous card enrollment, downloading or lock polling – all on just one serial port. Replaces AL-PCI. 9V Battery operation (6 mos. to 1 year, typical).

DL-WINDOWS SOFTWARE

- Windows-format software used to create programming, manager, users and schedules, receive Audit Trail from lock, program the lock using PC or laptop, program the AL-DTM2 to program multiple locks and configure the AL-DTM2 to transfer data.

AL-PCI (not shown)

- Interface cable interconnects lock and PC for data transfer. (AL-PCI also includes DL-WINDOWS CD)
- **ALPCIU**, as above with USB interface cable

TRILOGY PROX ORDERING INFORMATION	
PDL 30 00 IC /26D-Y	
Model & Series: PDL30 = Trilogy Prox Digital Lock PL3000 = As above, less keypad	Finish: /3 = US3 Polished Brass /26 = US26 Polished Chrome /26D = US26D Satin Chrome /5 = US5 Antique Brass /10B = Duronodic (Special Order)
Trim: 00 = Standard Lever 75 = Regal Lever	Special Order IC Prep: -Y = Yale -M = Medeco -R = Sargent -C = Corbin/Russwin -S = Schlage
Cylinder: IC = Standard Interchangeable Core Prep for Best, Falcon, Arrow, KSP (Note: No "IC" indicates standard K.O. cylinder)	

Electronic digital Trilogy mortise locks and panic exit trim



Trilogy high security mortise locks

DL3500 Series

Mortise Locks

Similar in functionality to T3 DL3000 Series, but with:

- 300 User codes: Master, manager, supervisor & basic users
- Weatherproof – operates from -20°F to 151°F (-29°C to 66°C)
- Fingertip or Windows PC-programmable
- Real time clock enables up to 500 scheduled events and holiday schedules
- 40,000 Event Audit Trail provides a printed time/date-stamped log of all electronic activity
- Long-life batteries and low-battery alert
- US versions: Choose either Classroom or Deadbolt versions and left or right handing (If reverse hand is required, lock is field reversible.)
- Available in standard Trilogy US leverset (straight) or with new Regal (curved) handle trim. Euro version has curved handle as pictured in "B".
- Five finishes (US 26D, 26, 5, 3 & 10B, plus special order finishes)
- 1 3/8" (3.5 cm) mortise cylinder supplied



Trilogy prox mortise lock

PDL3500 Series

B. US mortiselock with prox

Similar in functionality to DL3500 Series, but with:

- Accepts most HID Proximity cards and keyfobs
- 2000 User codes; Master; Manager; Supervisor; basic users
- Users are programmed to use card only, code only, or card and code
- Card data can be enrolled into software via the lock, card reader module or PC
- Batch enroll feature allows many cards to be quickly added to the software via the lock
- Program data transferred to lock via AL-PCI or AL-DTMI
- Quick Passage Mode enabled with an authorized user code and function code (does not require lock to be in program mode)

Exit Trim: Add Trilogy convenience, programming, flexibility and audit trail to panic exit devices from most major manufacturers

Trilogy Exit

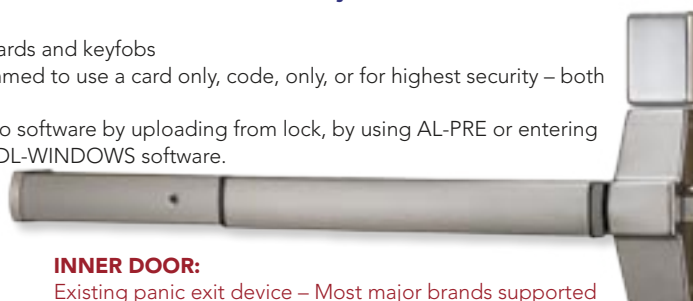
- Clutch Mechanism insures long life and durability
- Fingertip and/or Windows Programmable
- 2000 User Codes: Master, manager, supervisor and users
- Real Time Clock for up to 40,000 Event Time/Date-Stamped Audit Trail
- Up to 500 Lock/Unlock Schedules (with Time Zone Support)
- Rugged 12-Button Metal Keypad
- Non-Handed; Fully Field Reversible
- Adaptable to most major manufacturers of standard RIM and IC RIM Cylinders
- Battery operated; uses 5 AA batteries

Also available in prox model for added convenience and security. Includes all of the features above plus:

- Accepts most HID Proximity cards and keyfobs
- Users are individually programmed to use a card only, code, only, or for highest security – both card and code
- Prox card data can be added to software by uploading from lock, by using AL-PRE or entering directly from computer using DL-WINDOWS software.



OUTER DOOR:
Rugged, field-proven
Trilogy digital lock.



INNER DOOR:
Existing panic exit device – Most major brands supported

TRILOGY MORTISE ORDERING INFORMATION

DL 35 00 DB R /26D EX

Model & Series:

DL35 = Trilogy Mortise Digital Lock

PDL35 = As above plus Prox Reader

Trim:

00 = Standard Lever

75 = Regal Curved Lever (U.S. Option Only)

Lock Body:

DB = Dead Bolt

CR = Class Room (U.S. Only)

Handing:

Your Door - Order -

Left Handed L

Right Handed R

Left Hand Reverse Bevel R

Right Hand Reverse Bevel L

Finish:

/3 = US3 Polished Brass

/26 = US26 Polished Chrome

/26D = US26D Satin Chrome

/5 = US5 Antique Brass

/10B = Duronodic

European Model Suffix

Not Used For U.S. Models

***Note:** Standard Lever for U.S.

Models is Straight Lever. Standard

Lever for European Models is

Curved Tubular Lever

EXIT TRIM ORDERING INFORMATION

ETPDL- O R/ 26D V99

TYPE:

PDL = Digital with Prox

PL = Prox Only

DL = No Prox

DOOR THICKNESS:

0 = 1 3/4" +/- 1/8"

1 = 2" +/- 1/8"

2 = 2 1/4" +/- 1/8"

3 = 2 1/2" +/- 1/8"

HANDLE:

R = Regal

S = Straight

Finish:

26D = US26D Satin Chrome

10B = Duronodic

26 = US26 Polished Chrome

3 = US# Polished Brass

OEM TRIM

V99 = Von Duprin 99

C50 = Corbin ED5000 & Yale

D93 = Dorma 9300

A38 = Arrow 3800

Trilogy locks with new privacy and residency features

Alarm Lock, the leader in electronic pushbutton standalone locks, introduces Trilogy® Electronic Digital Privacy Locks. The 4100 and 4500 Series, in cylindrical and mortise lock styles, respectively, are available in PIN or PIN/Prox Card models, and can be used in any application large or small, from businesses and hospitals, to retail stores & schools, and from residential units to single family homes.

PRIVACY: After entering with a PIN pass code or Prox ID, the user simply pushes the privacy button on the back of the lock (inner door). Doing so assures privacy, as the lock will not open from the front entry side, until the user exits (the door is reopened from the inside), or optionally, the privacy session "times-out" following a preset duration.

Trilogy electronic pushbutton standalone privacy locks, ideal anywhere key-free, temporary sessions of privacy are required:

- Single-occupancy restrooms
 - Dressing rooms
 - Darkrooms
- Hospital on-call/sleeping rooms
 - Executive offices
- Confidential file rooms
 - And more

During any privacy-session, the red LED on the outer, keypad-side of the door will flash to indicate that the room is occupied. When exiting the room, the occupant simply leaves



normally. As an added safeguard, this exit sequence, triggered by the rotation of the inside handle, will also enable a three second delay, before it will accept an additional signal from the privacy button (eliminating inadvertent privacy-locking).

RESIDENCY: For residency applications, where accidental resident lock-outs are a concern, or where frequent trips in and out make unlocking the door with code or card each time impractical, the residency feature can also be turned on at the lock's keypad. This programmable "Residency" feature allows users to exit their premises, closing the door behind them and the lock will remain unlocked until it is physically, consciously relocked, with Prox ID or keyfob or PIN. This free-exit/passage mode enabled by the residency feature is a welcome convenience for those needing to make several trips in and out of a unit, room or building, and is likewise ideal for residents who, may repeatedly find themselves unintentionally locked out without their Prox ID or fob (or code), for example, upon momentarily stepping out the front door, to pick up their mail or newspaper only to have the door accidentally lock behind them.

Mortise and cylindrical styles available.



New privacy feature and keyless convenience are ideal for bathrooms or dressing rooms.



Residency feature prevents accidental occupant lock-outs.

12/24 V AC/DC access keypads with Trilogy features



Weatherproof 12V/24V digital access keypad

Trilogy DK3000

- Ideal for use with 12V or 24V (AC or DC) electric door strikes, mag lock PM 1200, PM600 or Alarm Lock Remote Release Mag Lock Kit. See page 12.
- Easiest installation in minutes: Wall mount or single gang box
- 2 High-Current Rated 8A Relays for entry, alarm zone shunting or lock release by real-time schedule
- Weatherproof, rugged all-metal 12-button keypad
- 2,000 user codes, master, manager, supervisor and basic
- 100% Fingertip or PC Programmable with familiar Trilogy method
- 40,000 Event Audit Trail: Query by PC or Handheld Printer or DTM2 Module
- Timed Egress Input allows door to open for 5, 10 or 15 seconds
- Real time clock with time-zone adjustments, enables 500 scheduled or holiday events
- Independent Tamper-Report when attempts are made to vandalize or remove DK3000 via an alarm system
- Remote-Release Feature/Request-to-Exit Input

Digital access keypad with prox reader

Trilogy PDK3000

- Same features as DK3000 above, plus built-in proximity reader
- Accepts HID cards and keyfobs




Alarm Lock panic exit hardware and door alarms

Clapper plate/full door exit style alarms

A – SIRENLOCK™ MODEL 250/260

B – SIRENLOCK™ MODEL 700/710

- Deadbolt and deadlatch meet relatching requirements
- Blaring 95db dual tone siren
- Selectable 2-minute alarm or constant alarm
- 9V battery powered and audible low battery warning
- Meets or exceeds UL, CFM, ADA, NYC housing requirements
- 250/700 Models have changeable 2 minute alarm cutoff or manual reset.
- 260/710 Models have changeable 2 minute auto reset or manual reset
- Models 700 and 710 are available in 33" and 48" versions
- Model 700 is also available in red finish (700XRD)
- Non-handed surface installations on single or double doors



Innovative remote release mag-kit

RR-PM1200PAK

- Advanced 1200 lb. Electromagnetic Lock with Infrared Remote Release
- The power of a mag with the convenience of pocket-size remote controls for reception or staffers
- Complete turnkey system includes: Advanced 1200 lb. Mag, one remote control, and plug-in AC transformer
- Plug-in 12VAC transformer eliminates the requirement for pulling wires or the services of an electrician (optional use)
- Supports up to 100 individual remote controls (AL-REMOTE)
- Releases mag from either side of door
- AL-REMOTE Keyfob features single button operation with positive "click" response
- Automatically-enrolled by system in easy programming mode and is audibly and visually confirmed
- UL-listed; CE-listed

Advanced multi-purpose door alarm (with or without strobe)

Models PG21MS/PG21MB

- Selectable options for arming
 1. Always Armed Mode – when key is turned counter clockwise to the disarm position, the key cannot be removed. To remove key, turn back to arm mode, thus keeping unit armed always.
 2. Standard Arming Mode – when key is inserted turning counter clockwise will disarm and key can be removed. Turning key clockwise will arm and key can be removed.
- "Max-Flex" Terminals, allowing for any or all of the following:
 - Continuous power with the addition of an external power supply
 - Multiple door monitoring permitted with built-in external reed switches
 - Status Indicator – The LED will indicate RED when armed.
- Entry Delay Time Options – Options include 15 seconds, 1 min 15 seconds & 3 min 15 seconds
- Sleek model design key-activated door alarm for use on standard size and narrow stile doors
- Unauthorized use of door causes alarm to sound and activates LED indicator
- Options include continuous alarm, minute shutdown with auto reset and exit/entry delay
- Uses standard mortise cylinder
- Tamper switch supervised
- For exterior key control, optional RIM cylinder may be used
- Finishes: metallic silver or duronodic



Optional Strobe unit (shown) – PG21MSS/PG21MBS units include an highly visible amber strobe will flash when unit goes into alarm

Delayed egress exit alarm

SIRENLOCK™ MODEL 715

See Photo B

- Offers stylish, cost-effective control of unauthorized use of exit doors
- 15 second delayed egress with instant 95db Dual Piezo alarm (meets UL specifications)
- Instant alarmed exit in case of actual emergency or fire (meets NFPA 1012 Life Safety Code)
- Easy-to-install, surface mount unit in a standard panic bar deadbolt/deadlatch design
- Monitoring output for simultaneous use of CCTV camera, secondary siren, remote monitoring console, etc.
- Smoke detector input can be used to power existing system or standalone smoke detector(s) (Includes armored door cord and cables for wiring)
- 9V battery back-up powers in event of power failure

Depend on smart, **integrated** Gemini

Gemini expand

GEM-RP1CAe2
INCLUDES 4 ZONE EXPANSION
MODULE BUILT-IN

GEM-RP2ASe2 **GEM-RP3DGTL**

GEM-K1CA
INCLUDES 4 ZONE EXPANSION
MODULE BUILT-IN

GEM-K2AS **GEM-K3DGTL** **GEM-K4RF**
RF RECEIVER, BUILT IN
FOR UP TO 32 PTS.

Gemini Access
ADD 1 - 8 DOORS ACCESS
CONTROL TO GEMINI PANELS
INTEGRATED PROGRAM &
DATABASE. INCLDS POWER
SUPPLY, SUPPORTING
READERS & MAGS, TOO

GEM		P816	P1632	P3200	P9600	X255	P801
STAY & AWAY	K1CA	•	•	•	•	•	
	K2AS	•	•	•	•	•	
	K3DGTL	•	•	•	•	•	
	K4RF	•	•	•	•	•	
	K4	•	•	•	•	•	
CLASSIC	RP1CAe2	•	•	•	•	•	
	RP2ASe2	•	•	•	•	•	
	RP3DGTL	•	•	•	•	•	
	RP8LCD						•
	RP8/K800						•

GEM-EZM8
FOR ALL GEMINI EXPANDABLE
PANELS • 8 ZONE EXPANSION
MODULE

RB3008
8 RELAY EXPANSION
MODULE

Veri-Phone
2-WAY VOICE VERIFICATION
PUTS CS & PREMISES IN DIRECT
CONTACT ON ALARM

GEM-EZM4/8
For P816 & P1632 only
ECONOMY 4 TO 8 ZONE
EXPANSION MODULE

Wizard IIe
PHONE IN CONTROL
MODULE

GEM-P816
GEM-P1632
GEM-P3200
GEM-P9600
GEM-X255

Communications Options

NetLink
INTRANET/INTERNET GEMINI
ALARM REPORTING AT A
STANDARD PC.
(NO PROPRIETARY RECEIVER)

StarLink
SL-1/12
BACKUP WIRELESS
RECEIVER FOR ALL
ALARM PANEL BRANDS

Independent tests prove NAPCO wireless outperforms the competition

We had every major manufacturer's wireless put to the test and one system outperformed the rest by as much as 50% – NAPCO's Gemini. Even under torture-test conditions, in the toughest industrial warehousing, with metal and motors galore, NAPCO Gemini Crystal-Control Window/Door Transmitters and Keyfobs cut thru the obstructions with stronger signal strength for superior range and reliability.



KEYFOBS

NAPCO

GEM-KEYF
ITI
80-358

ADEMCO
5804

DSC
WLS909

	200 FT	400 FT	600 FT
NAPCO			525
ITI	325		
ADEMCO	325		
DSC	325		

system **solutions** to build your business:

able hybrid systems



GEM-K4RF
WITH 32PT RF RECEIVER
BUILT-IN




GEM-RECXP8

8 PTS: **GEM-RECV8**
16 PTS: **GEM-RECV16**
96 PTS: **GEM-RECV96**
255 PTS: **GEM-RECV255**


**GEM-P801,
GEM-P800,
GEM-P400/4**
with
**GEM-RP8 or
GEM-RP4**
(supplied with 801/800/400)

Basic hybrid systems



GEM-RP8LCD
GEM-P801, P800, P400
OPTIONAL ALPHA KEYPAD
W/2 ZONES BUILT IN FOR P801

**XP600GT/XP400GT
NAPCO EXPRESS GT
& GT Keypads**



GEM-RECXP8

For All Alarm Panel Brands

Universal 2-way LCD
keyfob &
Universal value keyfob

(BOTH "KITS" INCLUDE DEDICATED KEYFOB RECEIVERS)



2WAYUNIVKFKIT
BIDIRECTIONAL LCD ICON KEYFOB KIT



UNIVKIT1
VALUE KEYFOB KIT



GEM-WPPANIC
WATERPROOF PANIC



GEM-RTRANS
RECESSED
WINDOW
DOOR



GEM-TRANS2
WINDOW/DOOR



**GEM-PIR/
GEM-PIRPET**
PASSIVE



GEM-DT
DUAL
TECHNOLOGY



GEM-GB
ACOUSTIC GLASS
BREAK



GEM-SMK
SMOKE



GEM-HEAT
DETECTOR



GEM-KEYF
KEYFOB



Advanced
wireless

WINDOWS/DOOR TRANSMITTERS

Range (In Feet) – In tough industrial warehouse environment

NAPCO

GEM-TRANS2

ITI

60-362-10-319.5

ADEMCO

5816

DSC

WLS907

200 FT

400 FT

600 FT

800 FT

800

500

500

400



Requests for the report of these findings (by NY Testing Laboratories, Inc., a subsidiary of Inspection and Testing Services, Inc.) may be made in writing to NAPCO, ATTN: RF TEST MKTG, to the address below. Gemini is a trademark of NAPCO. © NAPCO New York Testing Laboratories, Inc. and its logo are properties thereof. Ademco Vista, DSC Power and ITI Concord are trademarks of their respective companies. Testing utilized 25 and 50' range increments. The following systems were used in above testing: NAPCO Gemini P1632, ITI Concord 60-806, DSC Power 832, Ademco Vista 105E.

Comparison of Gemini® control panel features and accessories

FEATURES	NAPCO GEMINI PRODUCTS				
	GEM-P400	GEM-P800	GEM-P801	GEM-P816	GEM-P1632
ZONES ON BOARD	N/A	N/A	8	8	8
MAX. # ZONES	4 Zone-Doubled	6 Zone-Doubled	9	16	32
ZONE EXPANSION	-	2 Wireless Only Zones	2 Wireless Only Zones	2xGEM-EZM4/8	6xGEM-EZM4/8
(*NOTE: Each RP1CAe2/K1 or RP3000LCD Keypad adds 4 Built-in Zones)				1xGEM-EZM8	3xGEM-EZM8
USER CODES	4	8	8	16	32
# OF FIRE ZONES; 2 WIRE FIRE	-	1 2/4 WIRE	1 2/4 WIRE	UP TO 16; 2 2-WIRE	UP TO 32; 2 2-WIRE
KEYPADS SUPPORTED	4(total) GEM-RP4 or GEM-K400	4(total) GEM-RP8 RP8LCD or GEM-K800	4(total) GEM-RP8 RP8LCD or GEM-K800	7(total) GEM-RP1CAe2 RP2ASe2 RP3DGTL or GEM-K1CA K2AS K3DGTL K4RF K4	7(total) GEM-RP1CAe2 RP2ASe2 RP3DGTL or GEM-K1CA K2AS K3DGTL K4RF K4
EVENT LOG	-	50	50	256	400
# OF AREAS	1	1	1	1	2
# OF OUTPUTS	2	2	2	3	3, UP TO 11 (Using RB3008 Relay Modules)
# OF WIRELESS RECEIVERS SUPPORTED	2 (GEM-RECVXP8 only)	2 (GEM-RECVXP8 only)	2 (GEM-RECVXP8 only)	2 (GEM-K4, RFRECV8/16)	2 (RECV8/16/96)
# WIRELESS POINTS	4	12	12	16	32
# WIRELESS KEYFOBS	2	4	4	8	8
AUTO ARM	-	-	-	YES	YES
OPEN/CLOSE SUPPRESSION	-	-	-	YES	YES
AUTO DISARM	-	-	-	-	-
SCHEDULES	-	-	-	-	-
LINE CUT DETECT	YES	YES	YES	YES	YES
BELL SUPERVISION	YES	YES	YES	YES	YES
COMMUNICATION FORMATS	CONTACT ID	CONTACT ID	CONTACT ID	CONTACT ID, SIA	CONTACT ID, SIA
PAGER FORMAT	YES	YES	YES	YES	YES
RS232 OPTION OUTPUT	-	-	-	-	-
FOR AUTOMATION INTEGRATION					
X-10 CAPABLE (GEM-X10)	-	-	-	-	8 DEVICE, 16 EVENTS
INPUT POWER	16.5 VAC	16.5 VAC	16.5 VAC	16.5 VAC	16.5 VAC
MAX STANDBY CURRENT	350mA	500mA	650mA	650mA	650mA
ALARM CURRENT	2 AMPS	2 AMPS	2 AMPS	2 AMPS	2 AMPS
AVAlABLE IN THESE CONFIGURATIONS	GEM-P400/4 Control, Keypad & Transformer	GEM-P800 Control, Keypad & Transformer	GEM-P801 Control, RP8 Keypad & Transformer	GEM-P816 Control & Transformer	GEM-P1632 Control & Transformer
COMMERCIAL AND/OR MERCANTILE OPTIONS			GEM-P801ALPHA Control, Custom Alpha RP8LCD Keypad & Transformer	816PERFPAK Control, GEM-RP3DGTL Keypad, Transformer	1632PROPAK Control, GEM-RP3DGTL Keypad, Transformer
		GEM-P800PAK Control, Backlit GEM-RP8 Keypad, Transformer, Siren, PIR, Jack, Cord, 4AH Battery		816PERFPAKPLUS Control, GEM-RP3DGTL Keypad, Transformer, Siren, PIR, Jack, Cord, 4AH Battery	
				816PREMPAK Control, GEM-RP1CAe2 Keypad, Transformer	1632INTROPAK Control, GEM-RP1CAe2 Keypad, Transformer

			NAPCO MAGNUM PRODUCTS		
GEM-P3200	GEM-P9600	GEM-X255	MA1000ENB	MA1008ENB	MA3000LKLD
8	8	8	8	9	8
32/48	96	255	8	9	96
3xGEM-EZM8	3xGEM-EZM8	GEM-EZM8			
	1xGEM-EZM8	31xGEM-EZM8			11xGEM-EZM8
32	96	195	8	8	96
UP TO 32; 2 2-WIRE	UP TO 96 WITH UP TO 8 2-WIRE FIRE	255	1, 4-WIRE	UP TO 74-WIRE + 1 2/4-WIRE	UP TO 96 WITH UP TO 8 2-WIRE FIRE
7(total) GEM-RP1CAe2 RP2ASe2 RP3DGTl or GEM-K1CA K2AS K3DGTl K4RF K4	15(total) GEM-RP1CAe2 RP2ASe2 RP3DGTl or GEM-K1CA K2AS K3DGTl K4RF K4	15(total) GEM-RP1CAe2 GEM-K1CA	5(total) RP1054e RP1000ELCD	5(total) RP1054e RP1000ELCD	15(total) RP3000LCDe or CF3000LCDe FIRE MODEL
800	800	800	-	180	800
2	8	8	-	-	8
3, UP TO 27 (Using RB3008 Relay Modules)	3, UP TO 99 (Using RB3008 Relay Modules)	3, UP TO 99 (Using RB3008 Relay Modules)	2	2	3, UP TO 67 (Using RB3008 Relay Modules)
3 (RECV8/16/96)	4 (RECV8/16/96)	4 (RECV8/16/96/255)	-	-	-
48	96	255	-	-	-
8	16	16	-	-	-
YES	YES	YES	-	-	-
YES	YES	YES	-	-	YES
YES	YES	YES	-	-	YES
255	255	255	-	-	YES
YES	YES	YES	YES	YES	YES
YES	YES	YES	YES	YES	YES
CONTACT ID, SIA, Modem II	CONTACT ID, SIA, Modem II	CONTACT ID, SIA, Modem II	PULSED FORMATS 4/2	PULSED FORMATS 4/2	CONTACT ID, SIA, Modem II
YES	YES	YES	YES	YES	YES
-	YES	YES	-	-	-
YES - 24	YES - 64	YES - 64	-	-	YES - 64
16.5 VAC	16.5 VAC	16.5 VAC	16.5 VAC	16.5 VAC	16.5 VAC
650mA	750mA	750mA	300mA	450mA	650mA/2.75A
2 AMPS	2 AMPS	2 AMPS	1 AMP	1.2 AMPS	2 AMPS
GEM-P3200 Control & Transformer	GEM-P9600 Control & Transformer	GEM-X255 Control & Transformer	MA1000ENB RP1054e Keypad & Transformer	MA1008ENB Control, RP1054e Keypad & Transformer	MA3000LKDL Control & Transformer (Less Housing)
			MA1000ELIFEPAK Control, Lifetime Warranty Option for Consumers, RP1054e Keypad, PIR700 (50'), Transformer		H1214 Standard UL Household Housing
H1217 Conversion Kit For UL Mercantile Housing or GEM-P3200M (complete)	H1217 Conversion Kit For UL Mercantile Housing or GEM-P9600M (complete)	H1217 Conversion Kit UL Mercantile Housing		MA1008eMNB Commercial Mercantile Control Panel With Transformer & RP1054e Keypad	H1518 Commercial Mercantile Housing
					CF1518 Fire Housing
					PS3000 Optional Commercial Heavy Duty Power Supply Module, 12VDC 4A
					CB1518KIT UL Mercantile Commercial Burglar Kit
					CF5530 Supervised Dual Phone Line Switcher

Professional drill bits for security applications



Full line of superior
high speed tool steel
drill bits

- **A full line of professional quality bits** designed for security applications all at a great value
- **Ultra-durable**, high speed tool steel construction with hardened cutting points for long life
- **Extra-long twist** for superior material evacuation
- **Slow taper** allows bits to retrieve easily (without breaking)
- **Fish accommodation** on chuck and flute ends of bellhanger and flex bits
- **Super sharp serrated cutting edge** on 54" flex bits.
- **Convenient over-the-counter exchange** through, and exclusively carried at all NAPCO Independent Distributors
- Another reliable NAPCO product, backed by a **NAPCO Lifetime Warranty** (see package for details.)

NAPCO PROBIT	#Description
NPB3854F	3/8x54" Flex Drill Bit
NPB1454F	1/4x54" Flex Drill Bit
NPB1424B	1/4x24" Bellhanger Drill Bit
NPB1412B	1/4x12" Bellhanger Drill Bit
NPB3824B	3/8x24" Bellhanger Drill Bit
NPB14S	1/4" Speed Drill Bit
NPB38S	3/8" Speed Drill Bit
NPB34S	3/4" Speed Drill Bit
NPB1S	1" Speed Drill Bit



Available exclusively at all NAPCO
Independent Distributors

Manufacturing great security products is all we do. It's that simple.™



Sold and installed by tens-of-thousands of security professionals, millions of homes, businesses, institutions and people around the globe are protected by products from the NAPCO Group of Companies.

For decades, the Napco Security Group has held firmly to its commitment to both innovative product development and high quality production. With more than 250,000 square feet of state-of-the-art manufacturing facilities of its own, including high-speed SMD, three-stage in-line testing and comprehensive burn-in facilities, Napco and its divisions are fully backward-vertically integrated and equipped to expeditiously deliver on all security requirements, large and mass or small and customized.

NAPCO subscribes to a rigorous quality management system and is ISO 9001:2000 Certified. Without exception, Napco Security Group products, including well-respected Napco, Alarm Lock and Continental Instruments brands, are of the highest caliber, meeting or exceeding industry standards; most are UL listed, CE marked and FCC certified, as applicable.

NAPCO Security Systems, Inc. (NASDAQ: NSSC), headquartered in New York, is a publicly traded firm long-led by its founder and chairman and its progressive management team including a unique blend of seasoned security experts and top marketing and engineering professionals with many decades of combined experience and a wealth of knowledge upon which to draw.





© NAPCO 2003. NAPCO is a publicly traded company, NASDAQ: NSSC. Magnum Alert®, Trilogy®, Gemini™, Adaptive®, Napco Express™, Sirenlock™, IQ Profiler™, PowerMag™, PowerExit™, Firewolf™, CardAccess®, MicroTerm™, MiniTerm™, SmartTerm™, SuperTerm™ are trademarks of the NAPCO. • Microsoft Windows, HID, Phast, HAL, Creston are trademarks of their respective companies