



NAPCO®

333 Bayview Avenue
Amityville, New York 11701
For Sales and Repairs, (800) 645-9445
For Technical Service, (800) 645-9440

© NAPCO 2005

NP-CC24AC4UL 4 CAMERA 24VAC POWER SUPPLY

WI1334A 12/05

DESCRIPTION

The NP-CC24AC4UL provides 24VAC via distribution to 4 fused outputs for a total of 4.0A continuous supply current. The NP-CC24AC4UL is both a distribution module and a CCTV power supply, and has 4 individually fused outputs for powering video devices such as CCTV cameras and other accessories.

FEATURES

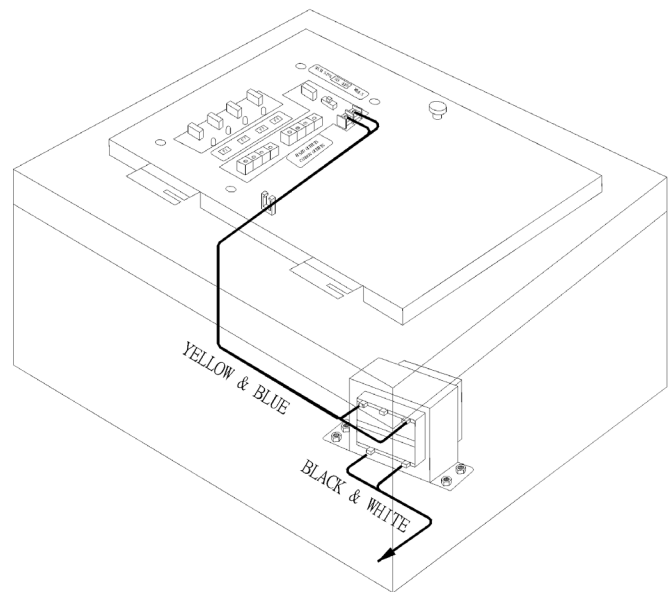

- Listed (UL 2044)
- Input 115VAC 50/60 HZ, 0.9 Amps
- 4 Amps 100VA supply current
- Four 24VAC individually fused outputs
- Output fuses are rated at 3 Amps
- Main fuse is rated at 5 Amps
- Surge protected outputs
- AC power LED indicator
- Individual LED's for each output
- Power ON/OFF switch
- Spare fuses included
- Unit maintains camera synchronization
- Ease of installation saves time and eliminates costly labor

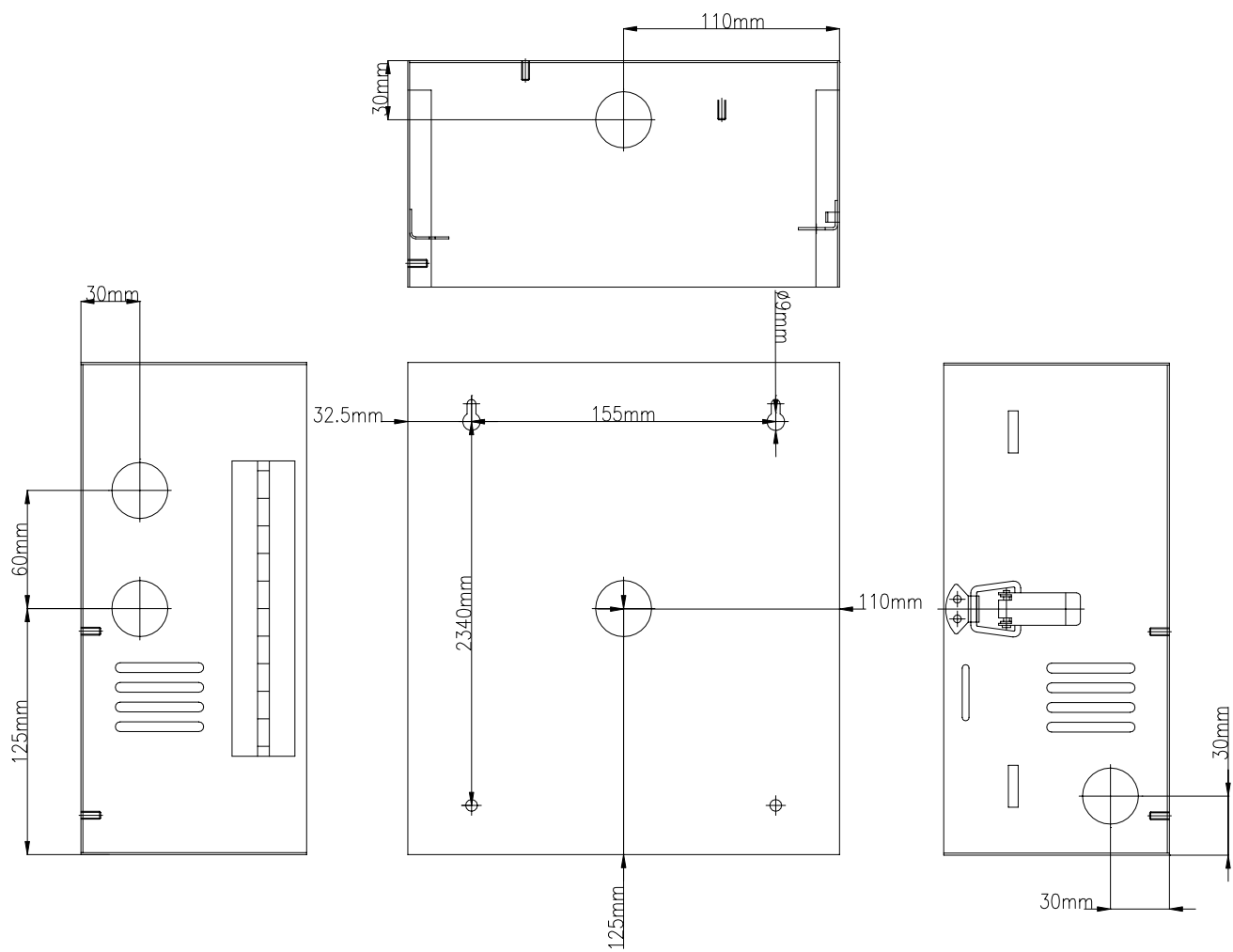
INSTALLATION INSTRUCTIONS

1. Mount the NP-CC24AC4UL in desired location and secure
2. Slide switch to OFF position
3. Connect the AC 115VAC 50/60Hz to the black and white flying leads of the transformer. Connect the green to an earth ground
4. Connect each camera to terminals 1 to 4 marked 1 to 4 (+ & -)
5. Slide switch to ON position
6. Green LED will illuminate when AC power is present
7. Red individual LED's will light when cameras or accessories are present and powered
8. Upon completion of wiring secure enclosure door with catch.

WARNING:

To reduce the risk of electric shock, do not expose this product to rain or moisture. For continuous protection against hazard, replace only with same type and rating of fuse.





Enclosure Dimensions

APPENDIX LIST				
Item	Description	Dimension	Volume	Memo
1	Instruction Sheet	A4	1	
2	Wire	18AWG 28cm	1	Black
3	Wire	18AWG 28cm	1	White
4	Wire	18AWG 28cm	1	Blue
5	Wire	18AWG 28cm	1	Yellow
6	AC CORE	180cm	1	
7	Linear Transformer	110VAC/24VAC, 100VA	1	